

TF0436 (Silver) & TF0436B (Black)

STEERING GUARD

NEW DEFENDER: 2020 ONWARDS

FITTING INSTRUCTIONS

Put the car into gear or PARK and apply the hand brake.


TF0436:




TF0436B:



APPLICABLE TO INSTALLATION INSTRUCTIONS FOR FRONT UNDERGUARD BAFFLES OF LAND ROVER DEFENDER




1 Remove the front guard




2. Cut the left and right trim plates of the original car in sequence as shown in the diagram



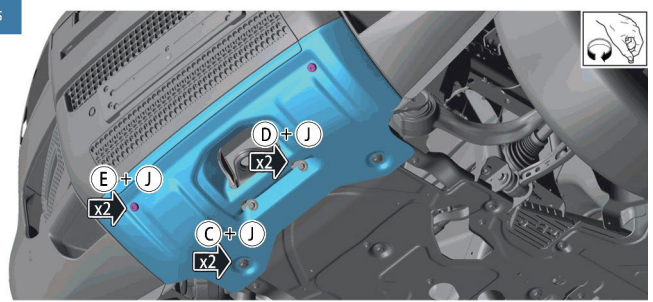
3. Remove the original screw as shown in the figure



4. Install the bracket; Aim the black buckle at the hole position of the bracket and the original round pipe and stick it in; Install U-shaped iron bracket as shown in the figure; Lock the iron bracket with F screw; Return the removed screws to the original position.



5



6. Ensure the correct positioning of the front and lower guard plate; 7. Install the bolts and lock them as shown in the figure.